




Expanded metal - Examples of patterns




0510-1006




0829-2015




1343-3020



1343-4525



2362-7030



2362-3630




3090-3030



3090-6040



40115-3020



1230-4525



6223-3630 (reverse mesh direction)